

Dazzlehands

The Ballet




Te Raukura Ki Kāpiti

Relaxed Performance Information Pack

Who is this pack for?

This information pack is to help prepare you for your visit to Te Raukura Ki Kāpiti to see Dazzlehands!

Dazzlehands Relaxed Performance



Lights

The house lights will remain on through the entire show so you will not be in complete darkness at any time. You will be able to see what is happening and if you want to leave at any point throughout the show, it will be safe to do so.

Sound

The sound volume and intensity will be lessened. It will be gentler and less likely to shock or agitate you.


The Characters

In this pack are photos of the cast as the Dazzlehands characters and as themselves. They are real people underneath their big costumes and makeup!

Chill Zone

On the ground floor, there is a classroom which is a safe space you can go to calm down or take a break. This space is available at any time, even in the middle of the performance.





What to expect at Te Raukura Ki Kāpiti

When you arrive at Te Raukura Ki Kāpiti you can go inside the building straight away.

You can sit down, go to the bathroom, or explore the different foyer areas.

When the theatre doors open you can go into the performance space and there you will be shown to your seats.

Please make yourself comfortable and you are welcome to get up at any time to go to the bathroom or the chill zone in the foyer during the performance.


We encourage dancing, joining in on the animal sounds and singing along in your seats!

We do require you to stay off the stage during the show.

► This is the outside of the theatre



Main Entrance to Theatre



This is the Main Entrance to the Theatre.



- ▶ This is the foyer of the theatre. There will be lots of people in this area, but there will be helpers around if you need any assistance. There are some low seats, and also a Dazzlehands photo backdrop.




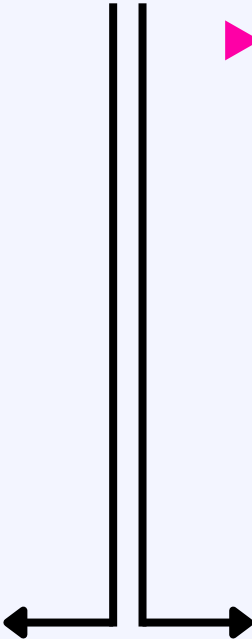


To the left of the photo backdrop, there are some stairs that will lead you upstairs. There is extra seating available up here. There is also a set of stairs at the other end of the foyer




► To the right of the stairs are the ground floor toilets

► Here are the inside of the toilets



Entrance to the Theatre



Here are the doors that will lead you into the theatre, where you can take your seats.




Inside the Theatre

This is the seating inside
the theatre



The Stage




This is the stage, with the set for Dazzlehands



- ▶ There is a yellow barn on the left hand side, pink hay bales, a blue farm fence and green grass.




Meet the characters



In a theatre performance, people pretend to be other characters. It is important to remember even if a person acts like a naughty or a scary or silly character they are just pretending. They are not like that in real life.

Pig

Timothy Ching



ON STAGE


REAL LIFE

Cow

Katrina Casey




Characters continued...



Chicken

Georgia Baxter


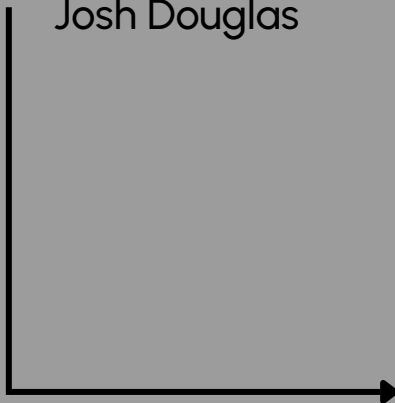


ON STAGE


REAL LIFE

Sheep

Josh Douglas




Characters continued...



Flamingo

Ella Marshall





ON STAGE

REAL LIFE

Farmer

Niamh O'Meara



The Show



The performance is set on a farm, and on the stage you will see a big barn, a bright blue fence and various farm accessories like brooms, rakes and lots of bundles of hay!

The show begins with the Farmer coming on stage and inspecting the farm. He brushes some imaginary dirt on the stage and dances around before welcoming each animal onto the stage.

Each animal then performs a short solo to introduce themselves to the audience. Firstly Cow, then Chicken, Sheep and lastly Flamingo. These solos help describe the animals' personalities.


The Farmer quickly moves onto doing a Roll Call before Pig can have his introductory solo. Farmer lines all the animals up and gets them to make their sounds. Feel free to join in on this part!


Last up to make his sound is Pig, who instead of oinking like he should, breaks into some Train hands, Rain hands and Fly it like a Plane hands! The Farmer is confused about what the Pig is doing and leaves the stage.

The Flamingo and Sheep perform a duet together, where they try out some dazzling hands like Pig.

Then the Farmer decides to try the Roll Call again, but this time Pig goes into Smooth hands, Move hands, and Rolling Disco Groove hands! The Farmer is starting to get annoyed with Pig!

The Chicken and Cow do an angry dance with Pig, which has some tango inspired dance moves. They try to make Pig stop doing his Dazzlehands!





They think they've got Pig sorted, so Farmer tries Roll call again but to no avail. This time Pig does Cross hands, Floss hands, and Work it like a Boss hands! This makes the Farmer really angry and he performs a solo where he dances around furiously.

The other animals on the farm then try to teach Pig how to oink to please the Farmer. They show him various props including books, pinboards, and posters and try to demonstrate how a pig should roll in the mud. Pig then performs a sad solo where he tries to hide his Dazzlehands and do what the Farmer is telling him to do, making him feel upset and deflated.

Convinced that Pig is going to get it right this time, the Farmer tries Roll Call one last time. Pig tries his best to oink... but he can't help himself and his Dazzlehands come out once again!

The Farmer eventually realizes that Pig is right and all the animals end up discovering their own dazzle! They come out with sparkly accessories and perform an energetic finale together where they all do Dazzlehands!

End of the Show

At the end of the performance, the performers will bow, and everyone will clap. This may get quite loud with clapping and cheering.

After the performers exit the stage, everyone will begin to leave their seats and go to the foyer. You will need to leave the theatre too so it can be prepared for the next performance. You can leave the same way you came in.

Need more information?

Please contact education@rnzb.org.nz if you have any further questions or concerns.

